


# Mom CONGRESS™



## Access to and Cost of Childcare in the U.S. for Infants and Children Under Five

**34%**  
of families  
with young children reported  
having difficulty  
finding childcare in 2021<sup>1</sup>



**\$14,740**  
is the average  
cost per year  
of center-based  
care for infants  
in the U.S. in 2022<sup>2</sup>



**17%-20%**  
of a  
family's annual  
income was spent  
on childcare in 2022<sup>3</sup>

— and —  
**Affordable child  
care** is defined as **7% or  
less**. Which was **not met**  
by the costs of center-based care  
in any state<sup>2</sup>

**\$24,243**  
is the average  
cost per year  
of center-based  
care for infants  
in Washington, D.C.  
in 2022, which is  
**4x** the annual cost  
of public college  
tuition<sup>2</sup>



The **cost for center-  
based care** has  
**increased by 57%**  
since the beginning of  
**COVID-19**  
for 3 and 4 year olds<sup>5</sup>



**51%** of Americans  
live in regions classified as  
**childcare deserts** and  
**32%** of children  
in need of childcare  
**did not have** access to  
a **childcare** slot in 2020<sup>4</sup>

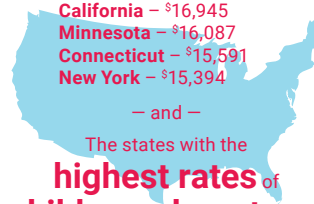


The **top 5 states**  
with the **highest  
childcare costs** are<sup>2</sup>:

- Massachusetts – \$20,913
- California – \$16,945
- Minnesota – \$16,087
- Connecticut – \$15,591
- New York – \$15,394

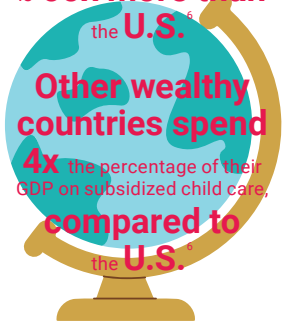
— and —  
The states with the  
**highest rates of  
childcare deserts** are<sup>4</sup>:

- 1. Utah
- 2. Nevada
- 3. Hawaii
- 4. West Virginia
- 5. New York



Gov't spending  
on child care in **Norway**  
is **60x** more than  
the U.S.<sup>6</sup>

**Other wealthy  
countries spend  
4x** the percentage of their  
GDP on subsidized child care,  
**compared to**  
the U.S.<sup>6</sup>



Mom-Congress.com

1. Kamenetz, A., & Khurana, M. (2021, October 19). 1 in 3 Working Families is struggling to find the child care they desperately need. NPR. Retrieved August 26, 2022, from <https://www.npr.org/2021/10/19/1047019536/families-are-struggling-to-find-the-child-care-they-desperately-need>. 2. Childcare Costs by State 2022. World population review. (2022). Retrieved August 26, 2022, from <https://worldpopulationreview.com/state-rankings/child-care-costs-by-state>. 3. Schulz, M. (2022, March 15). Workers spend up to 29% of income on child care. LendingTree. Retrieved August 26, 2022, from <https://www.lendingtree.com/debt-consolidation/child-care-costs-study/#annualcostsspikeperchildforc>. 4. Kolmar, C. (n.d.). US Child Care Statistics [2022]: Availability, costs, and Trends. Zippia US Child Care Statistics 2022 Availability Costs And Trends Comments. Retrieved August 29, 2022, from <https://www.zippia.com/advice/us-child-care-availability-statistics/>. 5. Thier, J. (2022, January 28). The cost of child care has risen by 41% during the pandemic. Fortune. Retrieved August 26, 2022, from <https://fortune.com/2022/01/28/the-cost-of-child-care-in-the-us-is-rising/>. 6. Miller, C. C. (2021, October 6). How other nations pay for child care. the U.S. is an outlier. The New York Times. Retrieved August 26, 2022, from <https://www.nytimes.com/2021/10/06/upshot/child-care-biden.html#:~:text=Rich%20countries%20contribute%20an%20average,tries%20to%20shrink%20the%20gap>